

[Skip to Main Content](#)



Department of Consumer Affairs

Bureau for Private Postsecondary Education

[About Us](#) | [Complaints](#) | [Contact Us](#) | [Forms](#) | [Laws](#)

Statewide search:



Search this site:



This Site California

- [Home](#)
- [Students](#)
 - [Approved Schools](#)
 - [Choosing a career and a school](#)
 - [Guide for students facing a school closure](#)
 - [Student Tuition Recovery Fund Application](#)
 - [Transcript Request Form](#)
 - [More...](#)
- [Schools](#)
 - [Accreditation Overview](#)
 - [Annual Reports](#)
 - [Approved Schools](#)
 - [Applications](#)
 - [Successful School Closures](#)
 - [More...](#)
- [Enforcement](#)
 - [How to File a Complaint](#)
 - [Compliance Inspections](#)
 - [Disciplinary Actions](#)
 - [FAQ's](#)
 - [More...](#)

BPPE Annual Report for 2015 - Institution

Please Review your data below before submitting it to the database. Additionally, please note that you have a few options in terms of receiving copies of this information:

1. *If you'd like an email containing this data sent to you, please enter your email address into the textbox located just above the Captcha section towards the bottom of this form.*
2. *After you click on the "Submit to Database" button below, please follow the instructions to complete this section of the annual report process.*

1. Report for Year: **2015**

2. Institution Name:

3. Institution Code (Enter institutional code (main location)):

4. Street Address (Physical Location):

8. Check all that apply to this institution:

5. City:
6. State:
7. Zip Code:

- For profit institution
 Sole Proprietor
 Non-profit

institution

- Limited Liability Corporation (LLC)
 Publicly traded institution
 Partnership

9. Number of Branch Locations:

10. Number of Satellite Locations:

11a. Is this institution current with all assessments to the Student Tuition Recovery Fund?

- Yes No

11b. Is this institution current on Annual Fees?

- Yes No

12. Is your institution accredited by an accrediting agency/agencies recognized by the United States Department of Education? Select from the drop down box, and refer to the online instructions for selecting more than one accrediting agency. Include only full institutional approval, not programmatic approval.

- Yes No

**If you answered yes to the question above, please identify the accrediting agency. Please note that you can select more than one agency -in order to accomplish this make sure that you do the following:*

FOR PC USERS: While using the mouse to select items, make sure you hold down the Control (Ctrl) key at the same time.

FOR MAC USERS: While using the mouse to select items, make sure you hold down the Command (Cmd) key at the same time.

14. Has any accreditation agency taken any formal disciplinary action against this institution? If Yes, please submit a paper copy of the action, refer to the Annual Report Completion Check Sheet.

- Yes No

15. Does your institution participate in federal financial aid programs under Title IV of the Federal Higher Education Act?

- Yes No

- What is the total amount of Title IV funds received by

your institution in
2015?

Accreditation Commission for Acupuncture and Oriental Medicine
Accreditation Commission for Midwifery Education
Accrediting Bureau of Health Education Schools
Accrediting Commission of Career Schools and Colleges
Accrediting Council for Continuing Education and Training
Accrediting Council for Independent Colleges and Schools
American Bar Association, Council of the Section of Legal Education and Admissions to the Bar
American Board of Funeral Service Education, Committee on Accreditation
American Dietetic Association, American Commission on Education in Nutrition and Dietetics Education
American Osteopathic Association, Commission on Osteopathic College Accreditation
American Podiatric Medical Association, Council on Podiatric Medical Education
Association for Biblical Higher Education, Commission on Accreditation
Association of Advanced Rabbinical and Talmudic Schools, Accreditation Commission
Commission on Accrediting of the Association of Theological Schools
Commission on Massage Therapy Accreditation
Council on Accreditation of Nurse Anesthesia Educational Programs
Council on Chiropractic Education, Commission on Accreditation
Council on Occupational Education, Commission (Formerly SACS-COEI)
Distance Education and Training Council, Accrediting Commission
Joint Review Committee on Education in Radiologic Technology
Middle States Commission on High Education
Middle States Commission on Secondary Schools
Midwifery Education Accreditation Council
Montessori Accreditation Council for Teacher Education, Commission on Accreditation
National Accrediting Commission of Cosmetology Arts and Sciences
National Accrediting Commission of Career Arts and Sciences, Inc.
National Association of Schools of Art and Design, Commission on Accreditation
National Association of Schools of Dance, Commission on Accreditation
National Association of Schools of Music, Commission on Accreditation
National Association of Schools of Theater, Commission on Accreditation
National League for Nursing Accrediting Commission
New England Association of Schools and Colleges, Commission on Institutions of Higher Education
New England Association of Schools and Colleges, Commission on Technical and Career Institutions
New York State Board of Regents, and the Commissioner of Education
North Central Association Commission on Accreditation and School Improvement, Board of Trustees
North Central Association of Colleges and Schools, The Higher Learning Commission
Northwest Commission on Colleges and Universities
Southern Association of Colleges and Schools, Commission on Colleges
Transnational Association of Christian Colleges and Schools
Western Association of Schools and Colleges, Accrediting Commission for Community and Junior Colleges

13. If your institution has specialized accreditation from a recognized United States Department of Education approved specialized/programmatic accreditor, list the accreditation:

16. Does your institution participate in veteran's financial aid education programs?

Yes No

• What is the total amount of veteran's financial aid funds received by your institution in 2015?

17. Does your institution participate in the Cal Grant program?

Yes No

• What is the total amount of Cal Grant Funds received by your institution in 2015?

18. Is your institution on the California Eligible Training Provider List (ETPL)?

Yes No

19. Is your institution receiving funds from the Work Innovation and Opportunity Act (WIOA) Program?

Yes No

• What is the total amount of WIOA funds received by your institution in 2015?

20. Does your institution participate in, or offer any other government or non-governmental financial aid programs? (i.e., WIC, vocational rehab, private grants/loans, institutional grants/loans) If yes, please provide the name of the financial aid program

Yes No

21. The percentage of institutional income in 2015 that was derived from public funding.

22. If your institution reports a Cohort Default Rate to the U.S. Department of Education, enter the most recent three year cohort default rate reported to the U.S. Department of Education for this institution:

23. The percentage of the students who attended this institution in 2015 who received federal student loans to help pay their cost of education at the school was:

24. Total number of students enrolled at this institution:

25. Number of Doctorate Degrees Offered:

26. Number of Students enrolled in Doctorate level programs at this institution:

27. Number of Master Degrees Offered:

28. Number of Students enrolled in Master level programs at this institution:

29. Number of Bachelor Degrees Offered:

30. Number of Students enrolled in Bachelor level programs at this institution:

31. Number of Associate Degrees Offered:

32. Number of Students enrolled in Associate level programs at this institution:

33. Number of Diploma or Certificate Programs Offered:

34. Number of Students enrolled in Diploma or Certificate programs at this institution:

certification and provide the links to the institution's Annual Report, 2015 Catalog, School Performance Fact Sheet, and the Enrollment Agreement below. If the institution does not maintain an internet website, leave this space blank.

**The Bureau recommends a portion of the school's website dedicated to providing students with the required information below. This section should include the Annual Report, Catalog, and Student Performance Fact Sheet.

35. Institutions maintaining an internet web page are required to post on their website the most recent Annual Report submitted to the Bureau, Catalog, and School Performance Fact Sheet (CEC §94913). ** Please post the documents to your website prior to submitting the

Links:

Institution's website:

Performance Fact Sheet:

<http://iau.la/forms-downloads/>

2015 Catalog:

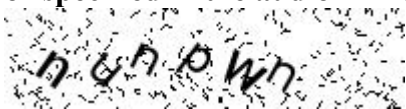
<http://iau.la/forms-downloads/>

Annual Report:

<http://iau.la/forms-downloads/>

***Do you want an email containing the information you've entered above sent to you?
If so, please enter it here:***

***CAPTCHA: (Please enter the text found in the image below or specified in the audio link to validate the submission of your data.)**



[Listen To This](#)

I declare under penalty of perjury under the laws of the State of California that the foregoing and all attachments are true and correct.

Copyright © 2016 State of California

[Home](#) |  [Contact Us](#) | [Disability](#) | [Conditions of Use](#) | [Accessibility](#)

This web site contains PDF documents that require the most current version of Adobe Reader to view. To download click on the icon below.



[Skip to Main Content](#)



Department of Consumer Affairs

Bureau for Private Postsecondary Education

[About Us](#) | [Complaints](#) | [Contact Us](#) | [Forms](#) | [Laws](#)

Statewide search:



Search this site:



This Site California

- [Home](#)
- [Students](#)
 - [Approved Schools](#)
 - [Choosing a career and a school](#)
 - [Guide for students facing a school closure](#)
 - [Student Tuition Recovery Fund Application](#)
 - [Transcript Request Form](#)
 - [More...](#)
- [Schools](#)
 - [Accreditation Overview](#)
 - [Annual Reports](#)
 - [Approved Schools](#)
 - [Applications](#)
 - [Successful School Closures](#)
 - [More...](#)
- [Enforcement](#)
 - [How to File a Complaint](#)
 - [Compliance Inspections](#)
 - [Disciplinary Actions](#)
 - [FAQ's](#)
 - [More...](#)

BPPE Annual Report for 2015 - Programs

Please Review your data below. PRIOR TO SUBMITTING THIS INFORMATION TO THE DATABASE, YOU HAVE A FEW OPTIONS IN TERMS OF RECEIVING COPIES OF THE INFORMATION YOU ARE ENTERING:

1. *If you'd like an email containing this data sent to you, please enter your email address into the textbox located just above the Captcha section towards the bottom of this form.*
2. *After you click on the "Submit to Database" button below, please follow the instructions to complete this section of the annual report process.*

Institution Information

1. Report for Year: **2015**

2. Institution Code (Enter institutional code (main location)): 41500926

Information for each Educational

Program Offered at the Institution

3. Degree/Program Level: Diploma/Certificate ▼ If "Other", please specify:

4. Degree/Program Title: Diploma or Certificate ▼ If "Other Doctorate", "Other Master", "Other Bachelor", "Other Associate" or "Other" was chosen, please specify: Accelerated Certificate

5. Name of Program (e.g. Business Administration, Massage, etc.):

Accountancy

6. Number of Degrees or Diplomas Awarded: 0

7. Total Charges for this program \$ 4350

8. Number of Students Who Began the Program: 0

9. Students Available for Graduation: 0

10. On-time Graduates: 0

11. Completion Rate: 0

12. 150% Completion Rate: 0

14. Graduates Available for Employment: 0

15. Graduates Employed in the Field: 0

16. Placement Rate: 0

17. Graduates employed in the field 20 to 29 hours per week: 0

18. Graduates employed in the field at least 30 hours per week:

0

0

Concurrent aggregated positions in field (2 or more positions at the same time): 0

Frelance/self-employed: 0

By the institution or an employer owned by the institution, or an employer who starhed ownership with the institution: 0

13. Is the above data taken from the data that was reported to and calculated by the Integrated Postsecondary Education Data System (IPEDS) of the United States Department of Education?

Yes No

Placement

19. Indicate the number of graduates employed: Single position in field:

Exam Passage Rate

20. Does this educational program lead to an occupation that requires licensing?

Yes No If "Yes", please provide the information below:

(For each of the last two years):

First Data Year

21. Year (YYYY): *Select the Year* ▼

22. Name of the licensing entity that licenses this field:

23. Name of Exam:

24. Number of Graduates Taking Exam:

25. Number Who Passed the Exam:

26. Number Who Failed the Exam:

27. Passage Rate:

28. Is this data from the licensing agency that administered the exam?

Yes No

Name of Agency :

29. If the response to #28 was "no" provide a description of the process used for attempting to contact students:

Second Data Year

30. Year (YYYY):

31. Name of the licensing entity that licenses this field:

32. Name of Exam:

33. Number of Graduates Taking Exam:

34. Number Who Passed the Exam:

35. Number Who Failed the Exam:

36. Passage Rate:

37. Is this data from the licensing agency that administered the exam?

Yes No

Name of Agency :

38. If the response to #37 was "no" provide a description of the process used for attempting to contact students:

39. If graduates have the option or requirement for more than one type of licensing exam click this box and provide the names of other licensing exam options:

Name of Option/Requirement:

Name of Option/Requirement:

Name of Option/Requirement:

Salary Data

40. Graduates Available for Employment:

41. Graduates Employed in the Field:

42. Graduates Employed in the Field Reported receiving the following Salary or Wage:

\$0 – \$5,000:

\$5,001 – \$10,000:

\$10,001 - \$15,000:

\$15,001 - \$20,000:

\$20,001 - \$25,000:

\$25,001 - \$30,000:	0
\$30,001 - \$35,000:	0
\$35,001 - \$40,000:	0
\$40,001 - \$45,000:	0
\$45,001 - \$50,000:	0
\$50,001 - \$55,000:	0
\$55,001 - \$60,000:	0
\$60,001 - \$65,000:	0
\$65,001 - \$70,000:	0
\$70,001 - \$75,000:	0
\$75,001 - \$80,000:	0
\$80,001 - \$85,000:	0
\$85,001 - \$90,000:	0
\$90,001 - \$95,000:	0
\$95,001 - \$100,000:	0
Over \$100,000:	0

***Do you want an email containing the information you've entered above sent to you?
If so, please enter it here:***

***CAPTCHA: (Please enter the text found in the image below or specified in the audio link to validate the submission of your data.)**



[Listen To This](#)

I declare under penalty of perjury under the laws of the State of California that the foregoing and all attachments are true and correct.



Copyright © 2016 State of California

[Home](#) | [Contact Us](#) | [Disability](#) | [Conditions of Use](#) | [Accessibility](#)



This web site contains PDF documents that require the most current version of Adobe Reader to view. To download click on the icon below.

[Skip to Main Content](#)



Department of Consumer Affairs

Bureau for Private Postsecondary Education

[About Us](#) | [Complaints](#) | [Contact Us](#) | [Forms](#) | [Laws](#)

Statewide search:



Search this site:



This Site California

- [Home](#)
- [Students](#)
 - [Approved Schools](#)
 - [Choosing a career and a school](#)
 - [Guide for students facing a school closure](#)
 - [Student Tuition Recovery Fund Application](#)
 - [Transcript Request Form](#)
 - [More...](#)
- [Schools](#)
 - [Accreditation Overview](#)
 - [Annual Reports](#)
 - [Approved Schools](#)
 - [Applications](#)
 - [Successful School Closures](#)
 - [More...](#)
- [Enforcement](#)
 - [How to File a Complaint](#)
 - [Compliance Inspections](#)
 - [Disciplinary Actions](#)
 - [FAQ's](#)
 - [More...](#)

BPPE Annual Report for 2015 - Programs

Please Review your data below. PRIOR TO SUBMITTING THIS INFORMATION TO THE DATABASE, YOU HAVE A FEW OPTIONS IN TERMS OF RECEIVING COPIES OF THE INFORMATION YOU ARE ENTERING:

1. *If you'd like an email containing this data sent to you, please enter your email address into the textbox located just above the Captcha section towards the bottom of this form.*
2. *After you click on the "Submit to Database" button below, please follow the instructions to complete this section of the annual report process.*

Institution Information

1. Report for Year: **2015**

2. Institution Code (Enter institutional code (main location)): 41500926

Information for each Educational

Program Offered at the Institution

3. Degree/Program Level: Associate ▼ If "Other", please specify:

4. Degree/Program Title: Associate of Science ▼ If "Other Doctorate", "Other Master", "Other Bachelor", "Other Associate" or "Other" was chosen, please specify:

5. Name of Program (e.g. Business Administration, Massage, etc.):

Business Administration

6. Number of Degrees or Diplomas Awarded: 0

7. Total Charges for this program \$ 9575

8. Number of Students Who Began the Program: 10

9. Students Available for Graduation: 10

10. On-time Graduates: 0

11. Completion Rate: 0

12. 150% Completion Rate: 0

14. Graduates Available for Employment: 0

15. Graduates Employed in the Field: 0

16. Placement Rate: 0

17. Graduates employed in the field 20 to 29 hours per week: 0

18. Graduates employed in the field at least 30 hours per week:

0

0

Concurrent aggregated positions in field (2 or more positions at the same time): 0

Frelance/self-employed: 0

By the institution or an employer owned by the institution, or an employer who starhed ownership with the institution: 0

13. Is the above data taken from the data that was reported to and calculated by the Integrated Postsecondary Education Data System (IPEDS) of the United States Department of Education?

Yes No

Placement

19. Indicate the number of graduates employed: Single position in field:

Exam Passage Rate

20. Does this educational program lead to an occupation that requires licensing?

Yes No If "Yes", please provide the information below:

(For each of the last two years):

First Data Year

21. Year (YYYY): *Select the Year* ▼

22. Name of the licensing entity that licenses this field:

23. Name of Exam:

24. Number of Graduates Taking Exam:

25. Number Who Passed the Exam:

26. Number Who Failed the Exam:

27. Passage Rate:

28. Is this data from the licensing agency that administered the exam?

Yes No

Name of Agency :

29. If the response to #28 was "no" provide a description of the process used for attempting to contact students:

Second Data Year

30. Year (YYYY):

31. Name of the licensing entity that licenses this field:

32. Name of Exam:

33. Number of Graduates Taking Exam:

34. Number Who Passed the Exam:

35. Number Who Failed the Exam:

36. Passage Rate:

37. Is this data from the licensing agency that administered the exam?

Yes No

Name of Agency :

38. If the response to #37 was "no" provide a description of the process used for attempting to contact students:

39. If graduates have the option or requirement for more than one type of licensing exam click this box and provide the names of other licensing exam options:

Name of Option/Requirement:

Name of Option/Requirement:

Name of Option/Requirement:

Salary Data

40. Graduates Available for Employment:

41. Graduates Employed in the Field:

42. Graduates Employed in the Field Reported receiving the following Salary or Wage:

\$0 – \$5,000:

\$5,001 – \$10,000:

\$10,001 - \$15,000:

\$15,001 - \$20,000:

\$20,001 - \$25,000:

\$25,001 - \$30,000:	0
\$30,001 - \$35,000:	0
\$35,001 - \$40,000:	0
\$40,001 - \$45,000:	0
\$45,001 - \$50,000:	0
\$50,001 - \$55,000:	0
\$55,001 - \$60,000:	0
\$60,001 - \$65,000:	0
\$65,001 - \$70,000:	0
\$70,001 - \$75,000:	0
\$75,001 - \$80,000:	0
\$80,001 - \$85,000:	0
\$85,001 - \$90,000:	0
\$90,001 - \$95,000:	0
\$95,001 - \$100,000:	0
Over \$100,000:	0

***Do you want an email containing the information you've entered above sent to you?
If so, please enter it here:***

***CAPTCHA: (Please enter the text found in the image below or specified in the audio link to validate the submission of your data.)**



[Listen To This](#)

I declare under penalty of perjury under the laws of the State of California that the foregoing and all attachments are true and correct.



Copyright © 2016 State of California

[Home](#) | [Contact Us](#) | [Disability](#) | [Conditions of Use](#) | [Accessibility](#)

This web site contains PDF documents that require the most current version of Adobe Reader to view. To download click on the icon below.

[Skip to Main Content](#)



Department of Consumer Affairs

Bureau for Private Postsecondary Education

[About Us](#) | [Complaints](#) | [Contact Us](#) | [Forms](#) | [Laws](#)

Statewide search:



Search this site:



This Site California

- [Home](#)
- [Students](#)
 - [Approved Schools](#)
 - [Choosing a career and a school](#)
 - [Guide for students facing a school closure](#)
 - [Student Tuition Recovery Fund Application](#)
 - [Transcript Request Form](#)
 - [More...](#)
- [Schools](#)
 - [Accreditation Overview](#)
 - [Annual Reports](#)
 - [Approved Schools](#)
 - [Applications](#)
 - [Successful School Closures](#)
 - [More...](#)
- [Enforcement](#)
 - [How to File a Complaint](#)
 - [Compliance Inspections](#)
 - [Disciplinary Actions](#)
 - [FAQ's](#)
 - [More...](#)

BPPE Annual Report for 2015 - Programs

Please Review your data below. PRIOR TO SUBMITTING THIS INFORMATION TO THE DATABASE, YOU HAVE A FEW OPTIONS IN TERMS OF RECEIVING COPIES OF THE INFORMATION YOU ARE ENTERING:

1. *If you'd like an email containing this data sent to you, please enter your email address into the textbox located just above the Captcha section towards the bottom of this form.*
2. *After you click on the "Submit to Database" button below, please follow the instructions to complete this section of the annual report process.*

Institution Information

1. Report for Year: **2015**

2. Institution Code (Enter institutional code (main location)): 41500926

Information for each Educational

Program Offered at the Institution

3. Degree/Program Level: Bachelor ▼ If "Other", please specify:

4. Degree/Program Title: Other Bachelor ▼ If "Other Doctorate", "Other Master", "Other Bachelor", "Other Associate" or "Other" was chosen, please specify: Bachelor of Accountancy

5. Name of Program (e.g. Business Administration, Massage, etc.):

Accountancy

6. Number of Degrees or Diplomas Awarded: 1

7. Total Charges for this program \$ 28075

8. Number of Students Who Began the Program: 7

9. Students Available for Graduation: 7

10. On-time Graduates: 1

11. Completion Rate: 14

12. 150% Completion Rate: 0

14. Graduates Available for Employment: 0

15. Graduates Employed in the Field: 0

16. Placement Rate: 0

17. Graduates employed in the field 20 to 29 hours per week: 0

18. Graduates employed in the field at least 30 hours per week:

0

0

Concurrent aggregated positions in field (2 or more positions at the same time): 0

Frelance/self-employed: 0

By the institution or an employer owned by the institution, or an employer who starhed ownership with the institution: 0

13. Is the above data taken from the data that was reported to and calculated by the Integrated Postsecondary Education Data System (IPEDS) of the United States Department of Education?

Yes No

Placement

19. Indicate the number of graduates employed: Single position in field:

Exam Passage Rate

20. Does this educational program lead to an occupation that requires licensing?

Yes No If "Yes", please provide the information below:

(For each of the last two years):

First Data Year

21. Year (YYYY): *Select the Year* ▼

22. Name of the licensing entity that licenses this field:

23. Name of Exam:

24. Number of Graduates Taking Exam:

25. Number Who Passed the Exam:

26. Number Who Failed the Exam:

27. Passage Rate:

28. Is this data from the licensing agency that administered the exam?

Yes No

Name of Agency :

29. If the response to #28 was "no" provide a description of the process used for attempting to contact students:

Second Data Year

30. Year (YYYY):

31. Name of the licensing entity that licenses this field:

32. Name of Exam:

33. Number of Graduates Taking Exam:

34. Number Who Passed the Exam:

35. Number Who Failed the Exam:

36. Passage Rate:

37. Is this data from the licensing agency that administered the exam?

Yes No

Name of Agency :

38. If the response to #37 was "no" provide a description of the process used for attempting to contact students:

39. If graduates have the option or requirement for more than one type of licensing exam click this box and provide the names of other licensing exam options:

Name of Option/Requirement:

Name of Option/Requirement:

Name of Option/Requirement:

Salary Data

40. Graduates Available for Employment:

41. Graduates Employed in the Field:

42. Graduates Employed in the Field Reported receiving the following Salary or Wage:

\$0 – \$5,000:

\$5,001 – \$10,000:

\$10,001 - \$15,000:

\$15,001 - \$20,000:

\$20,001 - \$25,000:

\$25,001 - \$30,000:	0
\$30,001 - \$35,000:	0
\$35,001 - \$40,000:	0
\$40,001 - \$45,000:	0
\$45,001 - \$50,000:	0
\$50,001 - \$55,000:	0
\$55,001 - \$60,000:	0
\$60,001 - \$65,000:	0
\$65,001 - \$70,000:	0
\$70,001 - \$75,000:	0
\$75,001 - \$80,000:	0
\$80,001 - \$85,000:	0
\$85,001 - \$90,000:	0
\$90,001 - \$95,000:	0
\$95,001 - \$100,000:	0
Over \$100,000:	0

***Do you want an email containing the information you've entered above sent to you?
If so, please enter it here:***

***CAPTCHA: (Please enter the text found in the image below or specified in the audio link to validate the submission of your data.)**



[Listen To This](#)

I declare under penalty of perjury under the laws of the State of California that the foregoing and all attachments are true and correct.



Copyright © 2016 State of California

[Home](#) | [Contact Us](#) | [Disability](#) | [Conditions of Use](#) | [Accessibility](#)

This web site contains PDF documents that require the most current version of Adobe Reader to view. To download click on the icon below.

[Skip to Main Content](#)



Department of Consumer Affairs

Bureau for Private Postsecondary Education

[About Us](#) | [Complaints](#) | [Contact Us](#) | [Forms](#) | [Laws](#)

Statewide search:



Search this site:



This Site California

- [Home](#)
- [Students](#)
 - [Approved Schools](#)
 - [Choosing a career and a school](#)
 - [Guide for students facing a school closure](#)
 - [Student Tuition Recovery Fund Application](#)
 - [Transcript Request Form](#)
 - [More...](#)
- [Schools](#)
 - [Accreditation Overview](#)
 - [Annual Reports](#)
 - [Approved Schools](#)
 - [Applications](#)
 - [Successful School Closures](#)
 - [More...](#)
- [Enforcement](#)
 - [How to File a Complaint](#)
 - [Compliance Inspections](#)
 - [Disciplinary Actions](#)
 - [FAQ's](#)
 - [More...](#)

BPPE Annual Report for 2015 - Programs

Please Review your data below. PRIOR TO SUBMITTING THIS INFORMATION TO THE DATABASE, YOU HAVE A FEW OPTIONS IN TERMS OF RECEIVING COPIES OF THE INFORMATION YOU ARE ENTERING:

1. *If you'd like an email containing this data sent to you, please enter your email address into the textbox located just above the Captcha section towards the bottom of this form.*
2. *After you click on the "Submit to Database" button below, please follow the instructions to complete this section of the annual report process.*

Institution Information

1. Report for Year: **2015**

2. Institution Code (Enter institutional code (main location)): 41500926

Information for each Educational

Program Offered at the Institution

3. Degree/Program Level: Bachelor ▼ If "Other", please specify:

4. Degree/Program Title: Other Bachelor ▼ If "Other Doctorate", "Other Master", "Other Bachelor", "Other Associate" or "Other" was chosen, please specify: Bachelor of Business

5. Name of Program (e.g. Business Administration, Massage, etc.):

Business Administration

6. Number of Degrees or Diplomas Awarded: 10

7. Total Charges for this program \$ 19075

8. Number of Students Who Began the Program: 86

9. Students Available for Graduation: 86

10. On-time Graduates: 10

11. Completion Rate: 11

12. 150% Completion Rate: 0

13. Is the above data taken from the data that was reported to and calculated by the Integrated Postsecondary Education Data System (IPEDS) of the United States Department of Education?

Yes No

Placement

14. Graduates Available for Employment: 0

15. Graduates Employed in the Field: 0

16. Placement Rate: 0

17. Graduates employed in the field 20 to 29 hours per week: 0

19. Indicate the number of graduates employed: Single position in field:

18. Graduates employed in the field at least 30 hours per week:

0

0

Concurrent aggregated positions in field (2 or more positions at the same time): 0

Frelance/self-employed: 0

By the institution or an employer owned by the institution, or an employer who starhed ownership with the institution: 0

Exam Passage Rate

20. Does this educational program lead to an occupation that requires licensing?

Yes No If "Yes", please provide the information below:

(For each of the last two years):

First Data Year

21. Year (YYYY): *Select the Year* ▼

22. Name of the licensing entity that licenses this field:

23. Name of Exam:

24. Number of Graduates Taking Exam:

25. Number Who Passed the Exam:

26. Number Who Failed the Exam:

27. Passage Rate:

28. Is this data from the licensing agency that administered the exam?

Yes No

Name of Agency :

29. If the response to #28 was "no" provide a description of the process used for attempting to contact students:

Second Data Year

30. Year (YYYY):

31. Name of the licensing entity that licenses this field:

32. Name of Exam:

33. Number of Graduates Taking Exam:

34. Number Who Passed the Exam:

35. Number Who Failed the Exam:

36. Passage Rate:

37. Is this data from the licensing agency that administered the exam?

Yes No

Name of Agency :

38. If the response to #37 was "no" provide a description of the process used for attempting to contact students:

39. If graduates have the option or requirement for more than one type of licensing exam click this box and provide the names of other licensing exam options:

Name of Option/Requirement:

Name of Option/Requirement:

Name of Option/Requirement:

Salary Data

40. Graduates Available for Employment:

41. Graduates Employed in the Field:

42. Graduates Employed in the Field Reported receiving the following Salary or Wage:

\$0 – \$5,000:

\$5,001 – \$10,000:

\$10,001 - \$15,000:

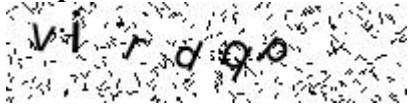
\$15,001 - \$20,000:

\$20,001 - \$25,000:

\$25,001 - \$30,000:	0
\$30,001 - \$35,000:	0
\$35,001 - \$40,000:	0
\$40,001 - \$45,000:	0
\$45,001 - \$50,000:	0
\$50,001 - \$55,000:	0
\$55,001 - \$60,000:	0
\$60,001 - \$65,000:	0
\$65,001 - \$70,000:	0
\$70,001 - \$75,000:	0
\$75,001 - \$80,000:	0
\$80,001 - \$85,000:	0
\$85,001 - \$90,000:	0
\$90,001 - \$95,000:	0
\$95,001 - \$100,000:	0
Over \$100,000:	0

***Do you want an email containing the information you've entered above sent to you?
If so, please enter it here:***

***CAPTCHA: (Please enter the text found in the image below or specified in the audio link to validate the submission of your data.)**



[Listen To This](#)

I declare under penalty of perjury under the laws of the State of California that the foregoing and all attachments are true and correct.



Copyright © 2016 State of California

[Home](#) | [Contact Us](#) | [Disability](#) | [Conditions of Use](#) | [Accessibility](#)

This web site contains PDF documents that require the most current version of Adobe Reader to view. To download click on the icon below.

[Skip to Main Content](#)



Department of Consumer Affairs

Bureau for Private Postsecondary Education

[About Us](#) | [Complaints](#) | [Contact Us](#) | [Forms](#) | [Laws](#)

Statewide search:



Search this site:



This Site California

- [Home](#)
- [Students](#)
 - [Approved Schools](#)
 - [Choosing a career and a school](#)
 - [Guide for students facing a school closure](#)
 - [Student Tuition Recovery Fund Application](#)
 - [Transcript Request Form](#)
 - [More...](#)
- [Schools](#)
 - [Accreditation Overview](#)
 - [Annual Reports](#)
 - [Approved Schools](#)
 - [Applications](#)
 - [Successful School Closures](#)
 - [More...](#)
- [Enforcement](#)
 - [How to File a Complaint](#)
 - [Compliance Inspections](#)
 - [Disciplinary Actions](#)
 - [FAQ's](#)
 - [More...](#)

BPPE Annual Report for 2015 - Programs

Please Review your data below. PRIOR TO SUBMITTING THIS INFORMATION TO THE DATABASE, YOU HAVE A FEW OPTIONS IN TERMS OF RECEIVING COPIES OF THE INFORMATION YOU ARE ENTERING:

1. *If you'd like an email containing this data sent to you, please enter your email address into the textbox located just above the Captcha section towards the bottom of this form.*
2. *After you click on the "Submit to Database" button below, please follow the instructions to complete this section of the annual report process.*

Institution Information

1. Report for Year: **2015**

2. Institution Code (Enter institutional code (main location)): 41500926

Information for each Educational

Program Offered at the Institution

3. Degree/Program Level: Diploma/Certificate ▼ If "Other", please specify:

4. Degree/Program Title: Diploma or Certificate ▼ If "Other Doctorate", "Other Master", "Other Bachelor", "Other Associate" or "Other" was chosen, please specify: Certificate of Accountancy

5. Name of Program (e.g. Business Administration, Massage, etc.):

Accountancy

6. Number of Degrees or Diplomas Awarded: 0

7. Total Charges for this program \$ 9575

8. Number of Students Who Began the Program: 0

9. Students Available for Graduation: 0

10. On-time Graduates: 0

11. Completion Rate: 0

12. 150% Completion Rate: 0

14. Graduates Available for Employment: 0

15. Graduates Employed in the Field: 0

16. Placement Rate: 0

17. Graduates employed in the field 20 to 29 hours per week: 0

18. Graduates employed in the field at least 30 hours per week:

0

0

Concurrent aggregated positions in field (2 or more positions at the same time): 0

Frelance/self-employed: 0

By the institution or an employer owned by the institution, or an employer who starhed ownership with the institution: 0

13. Is the above data taken from the data that was reported to and calculated by the Integrated Postsecondary Education Data System (IPEDS) of the United States Department of Education?

Yes No

Placement

19. Indicate the number of graduates employed: Single position in field:

Exam Passage Rate

20. Does this educational program lead to an occupation that requires licensing?

Yes No If "Yes", please provide the information below:

(For each of the last two years):

First Data Year

21. Year (YYYY): *Select the Year* ▼

22. Name of the licensing entity that licenses this field:

23. Name of Exam:

24. Number of Graduates Taking Exam:

25. Number Who Passed the Exam:

26. Number Who Failed the Exam:

27. Passage Rate:

28. Is this data from the licensing agency that administered the exam?

Yes No

Name of Agency :

29. If the response to #28 was "no" provide a description of the process used for attempting to contact students:

Second Data Year

30. Year (YYYY):

31. Name of the licensing entity that licenses this field:

32. Name of Exam:

33. Number of Graduates Taking Exam:

34. Number Who Passed the Exam:

35. Number Who Failed the Exam:

36. Passage Rate:

37. Is this data from the licensing agency that administered the exam?

Yes No

Name of Agency :

38. If the response to #37 was "no" provide a description of the process used for attempting to contact students:

39. If graduates have the option or requirement for more than one type of licensing exam click this box and provide the names of other licensing exam options:

Name of Option/Requirement:

Name of Option/Requirement:

Name of Option/Requirement:

Salary Data

40. Graduates Available for Employment:

41. Graduates Employed in the Field:

42. Graduates Employed in the Field Reported receiving the following Salary or Wage:

\$0 – \$5,000:

\$5,001 – \$10,000:

\$10,001 - \$15,000:

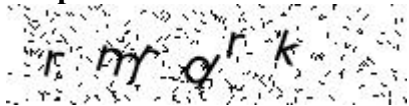
\$15,001 - \$20,000:

\$20,001 - \$25,000:

\$25,001 - \$30,000:	0
\$30,001 - \$35,000:	0
\$35,001 - \$40,000:	0
\$40,001 - \$45,000:	0
\$45,001 - \$50,000:	0
\$50,001 - \$55,000:	0
\$55,001 - \$60,000:	0
\$60,001 - \$65,000:	0
\$65,001 - \$70,000:	0
\$70,001 - \$75,000:	0
\$75,001 - \$80,000:	0
\$80,001 - \$85,000:	0
\$85,001 - \$90,000:	0
\$90,001 - \$95,000:	0
\$95,001 - \$100,000:	0
Over \$100,000:	0

***Do you want an email containing the information you've entered above sent to you?
If so, please enter it here:***

***CAPTCHA: (Please enter the text found in the image below or specified in the audio link to validate the submission of your data.)**



[Listen To This](#)

I declare under penalty of perjury under the laws of the State of California that the foregoing and all attachments are true and correct.



Copyright © 2016 State of California

[Home](#) | [Contact Us](#) | [Disability](#) | [Conditions of Use](#) | [Accessibility](#)

This web site contains PDF documents that require the most current version of Adobe Reader to view. To download click on the icon below.

[Skip to Main Content](#)



Department of Consumer Affairs

Bureau for Private Postsecondary Education

[About Us](#) | [Complaints](#) | [Contact Us](#) | [Forms](#) | [Laws](#)

Statewide search:



Search this site:



This Site California

- [Home](#)
- [Students](#)
 - [Approved Schools](#)
 - [Choosing a career and a school](#)
 - [Guide for students facing a school closure](#)
 - [Student Tuition Recovery Fund Application](#)
 - [Transcript Request Form](#)
 - [More...](#)
- [Schools](#)
 - [Accreditation Overview](#)
 - [Annual Reports](#)
 - [Approved Schools](#)
 - [Applications](#)
 - [Successful School Closures](#)
 - [More...](#)
- [Enforcement](#)
 - [How to File a Complaint](#)
 - [Compliance Inspections](#)
 - [Disciplinary Actions](#)
 - [FAQ's](#)
 - [More...](#)

BPPE Annual Report for 2015 - Programs

Please Review your data below. PRIOR TO SUBMITTING THIS INFORMATION TO THE DATABASE, YOU HAVE A FEW OPTIONS IN TERMS OF RECEIVING COPIES OF THE INFORMATION YOU ARE ENTERING:

1. *If you'd like an email containing this data sent to you, please enter your email address into the textbox located just above the Captcha section towards the bottom of this form.*
2. *After you click on the "Submit to Database" button below, please follow the instructions to complete this section of the annual report process.*

Institution Information

1. Report for Year: **2015**

2. Institution Code (Enter institutional code (main location)): 41500926

Information for each Educational

Program Offered at the Institution

3. Degree/Program Level: Doctorate ▼ If "Other", please specify:

4. Degree/Program Title: Other Doctorate ▼ If "Other Doctorate", "Other Master", "Other Bachelor", "Other Associate" or "Other" was chosen, please specify: Doctor of Business

5. Name of Program (e.g. Business Administration, Massage, etc.):

Business Administration

6. Number of Degrees or Diplomas Awarded: 3

7. Total Charges for this program \$ 17975

8. Number of Students Who Began the Program: 20

9. Students Available for Graduation: 20

10. On-time Graduates: 3

11. Completion Rate: 15

12. 150% Completion Rate: 0

13. Is the above data taken from the data that was reported to and calculated by the Integrated Postsecondary Education Data System (IPEDS) of the United States Department of Education?

Yes No

14. Graduates Available for Employment: 0

15. Graduates Employed in the Field: 0

16. Placement Rate: 0

17. Graduates employed in the field 20 to 29 hours per week: 0

18. Graduates employed in the field at least 30 hours per week:

0

0

Concurrent aggregated positions in field (2 or more positions at the same time): 0

Frelance/self-employed: 0

By the institution or an employer owned by the institution, or an employer who starhed ownership with the institution: 0

Placement

19. Indicate the number of graduates employed:
Single position in field:

Exam Passage Rate

20. Does this educational program lead to an occupation that requires licensing?

Yes No If "Yes", please provide the information below:

(For each of the last two years):

First Data Year

21. Year (YYYY): *Select the Year* ▼

22. Name of the licensing entity that licenses this field:

23. Name of Exam:

24. Number of Graduates Taking Exam:

25. Number Who Passed the Exam:

26. Number Who Failed the Exam:

27. Passage Rate:

28. Is this data from the licensing agency that administered the exam?

Yes No

Name of Agency :

29. If the response to #28 was "no" provide a description of the process used for attempting to contact students:

Second Data Year

30. Year (YYYY):

31. Name of the licensing entity that licenses this field:

32. Name of Exam:

33. Number of Graduates Taking Exam:

34. Number Who Passed the Exam:

35. Number Who Failed the Exam:

36. Passage Rate:

37. Is this data from the licensing agency that administered the exam?

Yes No

Name of Agency :

38. If the response to #37 was "no" provide a description of the process used for attempting to contact students:

39. If graduates have the option or requirement for more than one type of licensing exam click this box and provide the names of other licensing exam options:

Name of Option/Requirement:

Name of Option/Requirement:

Name of Option/Requirement:

Salary Data

40. Graduates Available for Employment:

41. Graduates Employed in the Field:

42. Graduates Employed in the Field Reported receiving the following Salary or Wage:

\$0 – \$5,000:

\$5,001 – \$10,000:

\$10,001 - \$15,000:

\$15,001 - \$20,000:

\$20,001 - \$25,000:

\$25,001 - \$30,000:	0
\$30,001 - \$35,000:	0
\$35,001 - \$40,000:	0
\$40,001 - \$45,000:	0
\$45,001 - \$50,000:	0
\$50,001 - \$55,000:	0
\$55,001 - \$60,000:	0
\$60,001 - \$65,000:	0
\$65,001 - \$70,000:	0
\$70,001 - \$75,000:	0
\$75,001 - \$80,000:	0
\$80,001 - \$85,000:	0
\$85,001 - \$90,000:	00
\$90,001 - \$95,000:	0
\$95,001 - \$100,000:	0
Over \$100,000:	0

***Do you want an email containing the information you've entered above sent to you?
If so, please enter it here:***

***CAPTCHA: (Please enter the text found in the image below or specified in the audio link to validate the submission of your data.)**



[Listen To This](#)

I declare under penalty of perjury under the laws of the State of California that the foregoing and all attachments are true and correct.



Copyright © 2016 State of California

[Home](#) | [Contact Us](#) | [Disability](#) | [Conditions of Use](#) | [Accessibility](#)



This web site contains PDF documents that require the most current version of Adobe Reader to view. To download click on the icon below.

[Skip to Main Content](#)



Department of Consumer Affairs

Bureau for Private Postsecondary Education

[About Us](#) | [Complaints](#) | [Contact Us](#) | [Forms](#) | [Laws](#)

Statewide search:



Search this site:



This Site California

- [Home](#)
- [Students](#)
 - [Approved Schools](#)
 - [Choosing a career and a school](#)
 - [Guide for students facing a school closure](#)
 - [Student Tuition Recovery Fund Application](#)
 - [Transcript Request Form](#)
 - [More...](#)
- [Schools](#)
 - [Accreditation Overview](#)
 - [Annual Reports](#)
 - [Approved Schools](#)
 - [Applications](#)
 - [Successful School Closures](#)
 - [More...](#)
- [Enforcement](#)
 - [How to File a Complaint](#)
 - [Compliance Inspections](#)
 - [Disciplinary Actions](#)
 - [FAQ's](#)
 - [More...](#)

BPPE Annual Report for 2015 - Programs

Please Review your data below. PRIOR TO SUBMITTING THIS INFORMATION TO THE DATABASE, YOU HAVE A FEW OPTIONS IN TERMS OF RECEIVING COPIES OF THE INFORMATION YOU ARE ENTERING:

1. *If you'd like an email containing this data sent to you, please enter your email address into the textbox located just above the Captcha section towards the bottom of this form.*
2. *After you click on the "Submit to Database" button below, please follow the instructions to complete this section of the annual report process.*

Institution Information

1. Report for Year: **2015**

2. Institution Code (Enter institutional code (main location)): 41500926

Information for each Educational

Program Offered at the Institution

3. Degree/Program Level: Diploma/Certificate ▼ If "Other", please specify:

4. Degree/Program Title: Diploma or Certificate ▼ If "Other Doctorate", "Other Master", "Other Bachelor", "Other Associate" or "Other" was chosen, please specify: English as Second Language

5. Name of Program (e.g. Business Administration, Massage, etc.):

English as Second Language

6. Number of Degrees or Diplomas Awarded: 0

7. Total Charges for this program \$ 2925

8. Number of Students Who Began the Program: 0

9. Students Available for Graduation: 0

10. On-time Graduates: 0

11. Completion Rate: 0

12. 150% Completion Rate: 0

13. Is the above data taken from the data that was reported to and calculated by the Integrated Postsecondary Education Data System (IPEDS) of the United States Department of Education?

Yes No

14. Graduates Available for Employment: 0

15. Graduates Employed in the Field: 0

16. Placement Rate: 0

17. Graduates employed in the field 20 to 29 hours per week: 0

18. Graduates employed in the field at least 30 hours per week:

0

0

Concurrent aggregated positions in field (2 or more positions at the same time): 0

Frelance/self-employed: 0

By the institution or an employer owned by the institution, or an employer who starhed ownership with the institution: 0

Placement

19. Indicate the number of graduates employed: Single position in field:

Exam Passage Rate

20. Does this educational program lead to an occupation that requires licensing?

Yes No If "Yes", please provide the information below:

(For each of the last two years):

First Data Year

21. Year (YYYY): *Select the Year* ▼

22. Name of the licensing entity that licenses this field:

23. Name of Exam:

24. Number of Graduates Taking Exam:

25. Number Who Passed the Exam:

26. Number Who Failed the Exam:

27. Passage Rate:

28. Is this data from the licensing agency that administered the exam?

Yes No

Name of Agency :

29. If the response to #28 was "no" provide a description of the process used for attempting to contact students:

Second Data Year

30. Year (YYYY):

31. Name of the licensing entity that licenses this field:

32. Name of Exam:

33. Number of Graduates Taking Exam:

34. Number Who Passed the Exam:

35. Number Who Failed the Exam:

36. Passage Rate:

37. Is this data from the licensing agency that administered the exam?

Yes No

Name of Agency :

38. If the response to #37 was "no" provide a description of the process used for attempting to contact students:

39. If graduates have the option or requirement for more than one type of licensing exam click this box and provide the names of other licensing exam options:

Name of Option/Requirement:

Name of Option/Requirement:

Name of Option/Requirement:

Salary Data

40. Graduates Available for Employment:

41. Graduates Employed in the Field:

42. Graduates Employed in the Field Reported receiving the following Salary or Wage:

\$0 – \$5,000:

\$5,001 – \$10,000:

\$10,001 - \$15,000:


\$15,001 - \$20,000:

\$20,001 - \$25,000:

\$25,001 - \$30,000:	0
\$30,001 - \$35,000:	0
\$35,001 - \$40,000:	0
\$40,001 - \$45,000:	0
\$45,001 - \$50,000:	0
\$50,001 - \$55,000:	0
\$55,001 - \$60,000:	0
\$60,001 - \$65,000:	0
\$65,001 - \$70,000:	0
\$70,001 - \$75,000:	0
\$75,001 - \$80,000:	0
\$80,001 - \$85,000:	0
\$85,001 - \$90,000:	0
\$90,001 - \$95,000:	0
\$95,001 - \$100,000:	0
Over \$100,000:	0

***Do you want an email containing the information you've entered above sent to you?
If so, please enter it here:***

***CAPTCHA: (Please enter the text found in the image below or specified in the audio link to validate the submission of your data.)**



[Listen To This](#)

I declare under penalty of perjury under the laws of the State of California that the foregoing and all attachments are true and correct.



Copyright © 2016 State of California

[Home](#) | [Contact Us](#) | [Disability](#) | [Conditions of Use](#) | [Accessibility](#)

This web site contains PDF documents that require the most current version of Adobe Reader to view. To download click on the icon below.

[Skip to Main Content](#)



Department of Consumer Affairs

Bureau for Private Postsecondary Education

[About Us](#) | [Complaints](#) | [Contact Us](#) | [Forms](#) | [Laws](#)

Statewide search:



Search this site:



This Site California

- [Home](#)
- [Students](#)
 - [Approved Schools](#)
 - [Choosing a career and a school](#)
 - [Guide for students facing a school closure](#)
 - [Student Tuition Recovery Fund Application](#)
 - [Transcript Request Form](#)
 - [More...](#)
- [Schools](#)
 - [Accreditation Overview](#)
 - [Annual Reports](#)
 - [Approved Schools](#)
 - [Applications](#)
 - [Successful School Closures](#)
 - [More...](#)
- [Enforcement](#)
 - [How to File a Complaint](#)
 - [Compliance Inspections](#)
 - [Disciplinary Actions](#)
 - [FAQ's](#)
 - [More...](#)

BPPE Annual Report for 2015 - Programs

Please Review your data below. PRIOR TO SUBMITTING THIS INFORMATION TO THE DATABASE, YOU HAVE A FEW OPTIONS IN TERMS OF RECEIVING COPIES OF THE INFORMATION YOU ARE ENTERING:

1. *If you'd like an email containing this data sent to you, please enter your email address into the textbox located just above the Captcha section towards the bottom of this form.*
2. *After you click on the "Submit to Database" button below, please follow the instructions to complete this section of the annual report process.*

Institution Information

1. Report for Year: **2015**

2. Institution Code (Enter institutional code (main location)): 41500926

Information for each Educational

Program Offered at the Institution

3. Degree/Program Level: Diploma/Certificate ▼ If "Other", please specify:

4. Degree/Program Title: Diploma or Certificate ▼ If "Other Doctorate", "Other Master", "Other Bachelor", "Other Associate" or "Other" was chosen, please specify: Graduate Certificate

5. Name of Program (e.g. Business Administration, Massage, etc.):

Graduate Certificate of Mana

6. Number of Degrees or Diplomas Awarded: 0

7. Total Charges for this program \$ 5445

8. Number of Students Who Began the Program: 0

9. Students Available for Graduation: 0

10. On-time Graduates: 0

11. Completion Rate: 0

12. 150% Completion Rate: 0

13. Is the above data taken from the data that was reported to and calculated by the Integrated Postsecondary Education Data System (IPEDS) of the United States Department of Education?

Yes No

14. Graduates Available for Employment: 0

15. Graduates Employed in the Field: 0

16. Placement Rate: 0

17. Graduates employed in the field 20 to 29 hours per week: 0

18. Graduates employed in the field at least 30 hours per week:

0

0

Concurrent aggregated positions in field (2 or more positions at the same time): 0

Frelance/self-employed: 0

By the institution or an employer owned by the institution, or an employer who starhed ownership with the institution: 0

Placement

19. Indicate the number of graduates employed: Single position in field:

Exam Passage Rate

20. Does this educational program lead to an occupation that requires licensing?

Yes No If "Yes", please provide the information below:

(For each of the last two years):

First Data Year

21. Year (YYYY): *Select the Year* ▼

22. Name of the licensing entity that licenses this field:

23. Name of Exam:

24. Number of Graduates Taking Exam:

25. Number Who Passed the Exam:

26. Number Who Failed the Exam:

27. Passage Rate:

28. Is this data from the licensing agency that administered the exam?

Yes No

Name of Agency :

29. If the response to #28 was "no" provide a description of the process used for attempting to contact students:

Second Data Year

30. Year (YYYY):

31. Name of the licensing entity that licenses this field:

32. Name of Exam:

33. Number of Graduates Taking Exam:

34. Number Who Passed the Exam:

35. Number Who Failed the Exam:

36. Passage Rate:

37. Is this data from the licensing agency that administered the exam?

Yes No

Name of Agency :

38. If the response to #37 was "no" provide a description of the process used for attempting to contact students:

39. If graduates have the option or requirement for more than one type of licensing exam click this box and provide the names of other licensing exam options:

Name of Option/Requirement:

Name of Option/Requirement:

Name of Option/Requirement:

Salary Data

40. Graduates Available for Employment:

41. Graduates Employed in the Field:

42. Graduates Employed in the Field Reported receiving the following Salary or Wage:

\$0 – \$5,000:

\$5,001 – \$10,000:

\$10,001 - \$15,000:

\$15,001 - \$20,000:

\$20,001 - \$25,000:

\$25,001 - \$30,000:	0
\$30,001 - \$35,000:	0
\$35,001 - \$40,000:	0
\$40,001 - \$45,000:	0
\$45,001 - \$50,000:	0
\$50,001 - \$55,000:	0
\$55,001 - \$60,000:	0
\$60,001 - \$65,000:	0
\$65,001 - \$70,000:	0
\$70,001 - \$75,000:	0
\$75,001 - \$80,000:	0
\$80,001 - \$85,000:	0
\$85,001 - \$90,000:	0
\$90,001 - \$95,000:	0
\$95,001 - \$100,000:	0
Over \$100,000:	0

***Do you want an email containing the information you've entered above sent to you?
If so, please enter it here:***

***CAPTCHA: (Please enter the text found in the image below or specified in the audio link to validate the submission of your data.)**



[Listen To This](#)

I declare under penalty of perjury under the laws of the State of California that the foregoing and all attachments are true and correct.



Copyright © 2016 State of California

[Home](#) | [Contact Us](#) | [Disability](#) | [Conditions of Use](#) | [Accessibility](#)



This web site contains PDF documents that require the most current version of Adobe Reader to view. To download click on the icon below.

[Skip to Main Content](#)



Department of Consumer Affairs

Bureau for Private Postsecondary Education

[About Us](#) | [Complaints](#) | [Contact Us](#) | [Forms](#) | [Laws](#)

Statewide search:



Search this site:



This Site California

- [Home](#)
- [Students](#)
 - [Approved Schools](#)
 - [Choosing a career and a school](#)
 - [Guide for students facing a school closure](#)
 - [Student Tuition Recovery Fund Application](#)
 - [Transcript Request Form](#)
 - [More...](#)
- [Schools](#)
 - [Accreditation Overview](#)
 - [Annual Reports](#)
 - [Approved Schools](#)
 - [Applications](#)
 - [Successful School Closures](#)
 - [More...](#)
- [Enforcement](#)
 - [How to File a Complaint](#)
 - [Compliance Inspections](#)
 - [Disciplinary Actions](#)
 - [FAQ's](#)
 - [More...](#)

BPPE Annual Report for 2015 - Programs

Please Review your data below. PRIOR TO SUBMITTING THIS INFORMATION TO THE DATABASE, YOU HAVE A FEW OPTIONS IN TERMS OF RECEIVING COPIES OF THE INFORMATION YOU ARE ENTERING:

- 1. If you'd like an email containing this data sent to you, please enter your email address into the textbox located just above the Captcha section towards the bottom of this form.*
- 2. After you click on the "Submit to Database" button below, please follow the instructions to complete this section of the annual report process.*

Institution Information

1. Report for Year: **2015**

2. Institution Code (Enter institutional code (main location)): 41500926

Information for each Educational

Program Offered at the Institution

3. Degree/Program Level: Master ▼ If "Other", please specify:

4. Degree/Program Title: Master of Business Administration ▼ If "Other Doctorate", "Other Master", "Other Bachelor", "Other Associate" or "Other" was chosen, please specify:

5. Name of Program (e.g. Business Administration, Massage, etc.):

Business Administration

6. Number of Degrees or Diplomas Awarded: 64

7. Total Charges for this program \$ 10815

8. Number of Students Who Began the Program: 218

9. Students Available for Graduation: 218

10. On-time Graduates: 64

11. Completion Rate: 29

12. 150% Completion Rate: 0

13. Is the above data taken from the data that was reported to and calculated by the Integrated Postsecondary Education Data System (IPEDS) of the United States Department of Education?

Yes No

14. Graduates Available for Employment: 0

15. Graduates Employed in the Field: 0

16. Placement Rate: 0

17. Graduates employed in the field 20 to 29 hours per week: 0

18. Graduates employed in the field at least 30 hours per week:

0

0

Concurrent aggregated positions in field (2 or more positions at the same time): 0

Frelance/self-employed: 0

By the institution or an employer owned by the institution, or an employer who starhed ownership with the institution: 0

Placement

19. Indicate the number of graduates employed: Single position in field:

Exam Passage Rate

20. Does this educational program lead to an occupation that requires licensing?

Yes No If "Yes", please provide the information below:

(For each of the last two years):

First Data Year

21. Year (YYYY): *Select the Year* ▼

22. Name of the licensing entity that licenses this field:

23. Name of Exam:

24. Number of Graduates Taking Exam:

25. Number Who Passed the Exam:

26. Number Who Failed the Exam:

27. Passage Rate:

28. Is this data from the licensing agency that administered the exam?

Yes No

Name of Agency :

29. If the response to #28 was "no" provide a description of the process used for attempting to contact students:

Second Data Year

30. Year (YYYY):

31. Name of the licensing entity that licenses this field:

32. Name of Exam:

33. Number of Graduates Taking Exam:

34. Number Who Passed the Exam:

35. Number Who Failed the Exam:

36. Passage Rate:

37. Is this data from the licensing agency that administered the exam?

Yes No

Name of Agency :

38. If the response to #37 was "no" provide a description of the process used for attempting to contact students:

39. If graduates have the option or requirement for more than one type of licensing exam click this box and provide the names of other licensing exam options:

Name of Option/Requirement:

Name of Option/Requirement:

Name of Option/Requirement:

Salary Data

40. Graduates Available for Employment:

41. Graduates Employed in the Field:

42. Graduates Employed in the Field Reported receiving the following Salary or Wage:

\$0 – \$5,000:

\$5,001 – \$10,000:

\$10,001 - \$15,000:

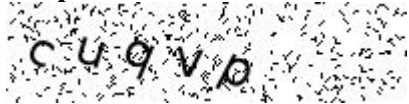
\$15,001 - \$20,000:

\$20,001 - \$25,000:

\$25,001 - \$30,000:	0
\$30,001 - \$35,000:	0
\$35,001 - \$40,000:	0
\$40,001 - \$45,000:	0
\$45,001 - \$50,000:	0
\$50,001 - \$55,000:	0
\$55,001 - \$60,000:	0
\$60,001 - \$65,000:	0
\$65,001 - \$70,000:	0
\$70,001 - \$75,000:	0
\$75,001 - \$80,000:	0
\$80,001 - \$85,000:	0
\$85,001 - \$90,000:	0
\$90,001 - \$95,000:	0
\$95,001 - \$100,000:	0
Over \$100,000:	0

***Do you want an email containing the information you've entered above sent to you?
If so, please enter it here:***

***CAPTCHA: (Please enter the text found in the image below or specified in the audio link to validate the submission of your data.)**



[Listen To This](#)

I declare under penalty of perjury under the laws of the State of California that the foregoing and all attachments are true and correct.



Copyright © 2016 State of California

[Home](#) | [Contact Us](#) | [Disability](#) | [Conditions of Use](#) | [Accessibility](#)



This web site contains PDF documents that require the most current version of Adobe Reader to view. To download click on the icon below.